










# Hub City™

## Table of Contents

	PRODUCT	DESCRIPTION	RATIOS & HP	SECTION	
		<b>Service Factors &amp; AGMA Load Classifications</b>	<ul style="list-style-type: none"> <li>• Class of Service</li> <li>• Service Factors for Worm Gear Units</li> <li>• Load Classes for Gearmotors</li> <li>• Service Factors for All Drives</li> </ul>	N/A	<b>A</b>
<i>Many items available in 3 days or less!</i>		<b>Worm Gear Speed Reducers</b>	<ul style="list-style-type: none"> <li>• Single, Double &amp; Triple Reduction</li> <li>• Over 300 Standard Models</li> <li>• Alloy Bronze Gears</li> <li>• Universal Mounting</li> </ul>	5:1 thru 216,000:1 Ratios .183 thru 100 HP	<b>B</b>
<i>Many items available in 3 to 5 days!</i>		<b>Spartan™ Aluminum Worm Gear Drives</b>	<ul style="list-style-type: none"> <li>• Single &amp; Double Reduction</li> <li>• Modular Design</li> <li>• Helical-Worm Configurations</li> <li>• Alloy Bronze Gears</li> </ul>	5:1 thru 2,220:1 Ratios .183 thru 7.5 HP	<b>C</b>
<i>Many items available in 3 days or less!</i>		<b>Bevel Gear Drives</b>	<ul style="list-style-type: none"> <li>• Spiral or Straight Bevel Gearing</li> <li>• Over 25 Models</li> <li>• Universal Mounting</li> </ul>	1:1 thru 7.33:1 Ratios .016 thru 1250 HP	<b>D</b>
<i>Many items available in 3 days or less!</i>		<b>Electric Motors</b>	<ul style="list-style-type: none"> <li>• Single or Three Phase</li> <li>• Brakemotors</li> <li>• Inverter Duty</li> <li>• Wash Down Duty®</li> <li>• PMDC</li> </ul>	.25 thru 30 HP	<b>E</b>
<i>Many items available in 3 to 5 days!</i>		<b>Parallel Shaft Drives</b>	<ul style="list-style-type: none"> <li>• Helical or Spur Gearing</li> <li>• Hydraulic, Electric or Shaft Input</li> <li>• Single or Double Reduction</li> </ul>	1:1 thru 70:1 Ratios 2.1 thru 530 HP	<b>F</b>
<i>Many items available in 3 days or less!</i>		<b>PowerTorque® Shaft Mount Reducers</b>	<ul style="list-style-type: none"> <li>• Precision Hardened and Ground Gearing</li> <li>• Ductile Iron Housing</li> <li>• Screw Conveyor Adaptors</li> <li>• Competitive Interchangeability</li> </ul>	9:1 thru 25:1 Ratios .25 thru 200 HP	<b>G</b>
<i>Many items available in 3 to 5 days!</i>		<b>HERA® High Efficiency Right Angle Gear Drives</b>	<ul style="list-style-type: none"> <li>• 90% Efficiency</li> <li>• 2X Torque Capacity</li> <li>• No Hassle, Bolt-in Replacement for Worm Speed Reducers</li> </ul>	7:1 thru 3487:1 Ratios .50 thru 37 HP	<b>H</b>
<i>Many items available in 3 days or less!</i>		<b>IndustrialLine™ Mounted Bearings</b>	<ul style="list-style-type: none"> <li>• Ball Bearing Pillow Blocks, Flange Blocks &amp; Take-Up Units</li> <li>• Narrow &amp; Wide Inner Race</li> </ul>	Shaft Diameters 1/2" thru 3-12"	<b>I</b>




# Hub City™

## Table of Contents

Many items available in 3 days or less!

Many items available in 3 to 5 days!

Many items available in 3 days or less!

	PRODUCT	DESCRIPTION	SIZE RANGE	SECTION
	<b>DuraLine™ Mounted Bearings</b>	<ul style="list-style-type: none"> <li>• Ball Bearing Pillow Blocks and Flange Blocks</li> <li>• Setscrew &amp; Eccentric Locking</li> <li>• Narrow &amp; Wide Inner Race</li> </ul>	Shaft Diameters 1/2" thru 3-12	<b>J</b>
	<b>CleanLine™ Washdown Pharmaceutical &amp; Food Processing Solutions</b>	<ul style="list-style-type: none"> <li>• Stainless Steel Gear Drives</li> <li>• CleanLine™ UltraPlus Stainless Steel Mounted Bearings</li> <li>• CleanLine™ Plus Thermoplastic Composite Bearings</li> </ul>	1:1 thru 3600:1 Ratios .25 thru 60 HP Bearing Shaft Diameters 1/2" thru 1-15/16"	<b>K</b>
	<b>Farm Products and Accessories</b>	<ul style="list-style-type: none"> <li>• Over-Running Couplers</li> <li>• Splined Couplings</li> <li>• Splined Shafts</li> <li>• P.T.O. Drives &amp; Adaptors</li> </ul>	Up to 125 HP	<b>L</b>
<b>Warnings and Cautions</b>				<b>M</b>
<b>Lubrication and Installation Instructions</b>				
<b>Engineering Information, Terms and Conditions</b>				<b>N</b>
<b>Model Index</b>				





**INFORMATION FOR THE FOLLOWING PRODUCTS CAN BE FOUND AT [WWW.REGALBELOIT.COM](http://WWW.REGALBELOIT.COM)**

Many items available in 3 to 5 days!

Many items available in 5 to 7 days!

Many items available in 5 to 7 days!

Many items available in 3 days or less!

	<b>Poweratio® 4000 &amp; Spartan™ High Efficiency Helical In-Line Drives</b>	<ul style="list-style-type: none"> <li>• Double, Triple &amp; Quad Reduction</li> <li>• Precision Crowned Gears</li> <li>• Foot Mount or Flange Mount</li> </ul>	2.25:1 thru 3334:1 Ratios .014 thru 125 HP
	<b>Poweratio® 2000 High Efficiency Helical-Bevel Gear Drives</b>	<ul style="list-style-type: none"> <li>• High Efficiency Helical &amp; Spiral Bevel Gearing</li> <li>• Competitive Interchangeability</li> </ul>	6.5:1 thru 3,000:1 Ratios 1/4 thru 130 HP
	<b>Poweratio® 2000 High Efficiency Helical-Worm Gear Drives</b>	<ul style="list-style-type: none"> <li>• Precision Crowned Helical Gearing</li> <li>• Hardened and Ground Steel Worm Shaft, High Capacity Bronze Alloy Worm Gear</li> </ul>	6.5:1 thru 3,460:1 Ratios 1/4 thru 23 HP
	<b>HubFlex® Flexible Shaft Couplings</b>	<ul style="list-style-type: none"> <li>• Hubs, Inserts &amp; Covers</li> <li>• Easy Installation</li> <li>• Carbon Steel &amp; Stainless Steel Hubs &amp; Covers</li> <li>• Urethane Inserts in 5 types for various applications</li> </ul>	Shaft Diameters 1/2" thru 4"



Select hollow output bore models in various product lines are now available with the HubLoc® keyless bushing system. Refer to pages i and ii at front of this catalog for features, available sizes, and ordering information.